

REGISTRATION CHECKLIST

The attached application for registration must be fully completed, and all supporting documentation completed and attached in order for it to be processed. Please carefully review the instructions on the back of this page, and use this form as a final checklist to be sure everything is in order before submitting your application.

- Registration Application — completed, signed and dated; please mail in a large envelope; do not fold photographs!!! NO FAX COPIES!
- Registration Fee — check or money order made payable to JRTCA for full amount of fee (U.S. dollars only!).
- JRTCA Membership. If you are not a member, have you enclosed a separate membership application and membership fee (in addition to the registration application & fee)?
- Stud Certificate — fully completed and signed by owner of sire.
- JRTCA Veterinarian Certificate — completely filled out and signed by veterinarian within 30 days of application. Remember, the original MUST be submitted — no copies!
- Photographs - Signed by Veterinarian (*3 photos; front and both sides, standing on hard surface with feet visible*). No Polaroids! Remember - one photo will be used on your terrier's pedigree.
- Pedigree — minimum of 4 generations, signed by breeder. Be sure pedigree includes name and birthdate of terrier, name and address of breeder, and is SIGNED by the breeder.
- If submitting trial or natural hunting certificate applications at same time, include \$35 processing fee for each certificate. Only ONE Go-to-Ground certificate is issued per dog; submit Open, Puppy Certificate, or Adult Open qualifying score sheet.

***IMPORTANT NOTE: A Terrier's name, excluding the prefix, is restricted to two words, not to exceed a total of 15 letters/spaces.**

**Your application WILL NOT BE PROCESSED unless
ALL of the above have been submitted correctly!**

**THE ONLY EXCEPTIONS ARE SPAYED OR NEUTERED TERRIERS;
PLEASE USE THE SEPARATE APPLICATION FOR RECORDING!!**

The Jack Russell Terrier Club of America, Inc.

Post Office Box 4527

Lutherville, MD 21094-4527

(410) 561-3655 • FAX (410) 421-7081



INSTRUCTIONS FOR COMPLETING APPLICATION FOR REGISTRATION

Jack Russell Terriers must be over one (1) year of age to apply. Owner must be a current member of the JRTCA. If you are not a current member, you must submit a separate membership application and fee in addition to the registration application and fee. If you do not have a membership application, contact the club office and they will send you one. Each application must include:

Registration/Recording Fee (per dog):

\$45 from JRTCA registered parents (both sire & dam)

\$60 from parents (one or both) not registered with the JRTCA

\$30 for terriers owned by a Canadian resident and registered with JRTCC

Vet Certificate:

All applications must include a completed JRTCA Veterinarian Form ***dated within 30 days of the application***; original only accepted, no photocopies. ALL portions must be completed, and dog's photos must be signed by vet. JRTCC registered terriers do not require a vet certificate.

Pedigree:

One copy of your dog's pedigree showing a minimum of four generations (3 generations acceptable if bred before 1/1/97); must include dog's name and be signed by the breeder. (DO NOT send individual pedigrees of your dog's sire and dam.) The BREEDER of your dog is always the OWNER OF YOUR DOG'S DAM AT THE TIME OF THE MATING! If complete pedigree is not available, a terrier must have at least three generations in order to qualify for recording.

Stud Service Certificate:

Completed and signed by owner of Sire at the time of breeding.

Kennel Name (Prefix)

If the breeder of your dog has a JRTCA registered kennel name, it will be included as a prefix to your dog's name; suffixes (i.e., your kennel name) are not included in the dog's registered name. JRTCA & JRTCC registered prefixes will be used; if the breeder resides in the U.S., the prefix **MUST** be registered with the JRTCA to be used for registration.

Photos:

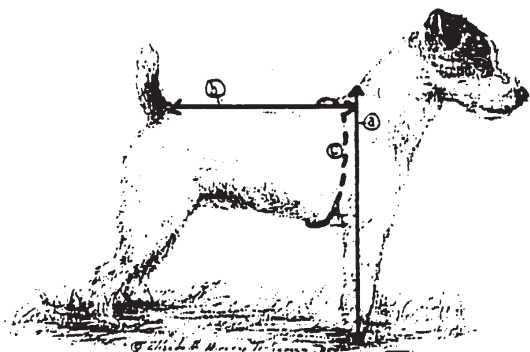
Standing photographs of front and both sides of dog in color; write dog's name, date and age (***must be at least one year of age at time of photo***) on back of each photo. (Dog must be standing on hard surface—feet must be visible. Take photo level with dog. Polaroid photos are not acceptable; all photos become property of JRTCA and will not be returned.) ***Photos must be signed by veterinarian at time of vet exam.***

Registration vs. Recording. Terriers who do not meet the full breed registry requirements, but do meet the general criteria for a Jack Russell, may be recorded. Terriers that possess a genetic defect, possess disqualifying conformational faults, or do not have at least a three-generation pedigree are not eligible for recording unless spayed or neutered. Terriers over or under the height standard are not eligible for registration or recording.

FAX COPIES OF APPLICATION OR VET CERTIFICATE ARE UNACCEPTABLE FOR REGISTRATION!! USE A LARGE ENVELOPE TO MAIL YOUR APPLICATION.

MEASURING YOUR TERRIER

The diagram indicates how and where measurements should be taken. Please make every attempt to measure as accurately as possible; it is an important part of your dog's permanent records.



A. Height Measurement.

Measured from highest point of the shoulder (withers) to the ground; most accurately obtained using a wicket. If a wicket is not available, a straight object (preferable with a level) should be placed across the back, and the measurement taken from that point to the ground using a yard stick or tape measure.

B. Length of Back Measurement.

Measured from the base of the shoulder to the base of the tail; most accurately obtained using tape measure.

C. Chest Measurement.

This measurement is the circumference of the widest point of the chest. Use a tape measure, wrapped completely around dog's body, behind front legs at the widest point of the chest. Pull tape tight to get most accurate measurement.

THIS FORM IS FOR YOUR INFORMATION ONLY; DO NOT RETURN IT WITH THE REGISTRATION APPLICATION.

APPLICATION FOR REGISTRATION

The Jack Russell Terrier Club of America, Inc.
 P.O. Box 4527 • Lutherville, MD 21094



FOR JRTCA OFFICIAL USE ONLY

Registration No: _____

Date Registered: _____

PLEASE TYPE OR PRINT CLEARLY!!!

Owner Information: *(current owner of dog applying for registration)*

Name: _____

Street: _____

Town: _____ State: _____ Zip: _____

Phone: A/C _____ - _____

Email: _____

Current JRTCA Member: Membership application enclosed:
Owner(s) must be a current member of the JRTCA.

Breeder: *(owner of your dog's dam at time of breeding)*

Name: _____

Street: _____

Town: _____ State: _____ Zip: _____

Phone: A/C _____ - _____

Registration *(must be submitted with application):*
(Check or money order in U.S. dollars made payable to JRTCA)

\$45.00 from JRTCA registered parents (both sire & dam)

\$60.00 from (one or both) parents not registered with JRTCA

\$30.00 for terriers owned by a Canadian resident and registered with JRTCC**

All applications must include:

- Completed JRTCA Veterinarian Form **(original only!)**
- Four-generation pedigree signed by the breeder. (If born prior to 1/97, three-generation pedigree required.)
- JRTCA Stud Certificate signed by owner of sire.
- Three photographs of dog (signed on back by veterinarian)

****Terriers registered with the JRTCC require this application, a copy of JRTCC registration certificate, pedigree, and photos.**

NOTE: Imported terriers (born outside of North America) must be registered in their country of origin if a JRTCCG-affiliated club exists in that country.

FAX COPIES OF FORMS ARE NOT ACCEPTABLE!!
APPLICATIONS TAKE APPROXIMATELY 4 - 6 WEEKS TO BE PROCESSED.

***Important Note:**

Terriers who do not meet the breed registry requirements, but do meet the general criteria for a Jack Russell, may qualify for the JRTCA Recording System. Records are maintained the same as for the breed registry, and a Certificate of Recording is issued which permits the terrier to qualify for JRTCA Trial and Natural Hunting Certificates. Terriers that possess a genetic defect, a disqualifying conformational fault, or do not have at least three generations of pedigree are rejected from both registration and recording unless spayed or neutered. Terriers over or under the JRTCA height standard are ineligible for registration or recording.

Name of Dog: *(applying for registration)*

IMPORTANT NOTES REGARDING NAME:
 1) A terrier's name, excluding the JRTCA-registered prefix, is limited to two words, not to exceed a total of 15 letters/spaces.
 2) The JRTCA reserves the right to refuse any name.

Birth Date: *(Must be 1 year of age to apply)* _____

Male Female

Color:

white tan/white black/white tricolor Other: _____

Coat: (Check One) Smooth Rough Broken

Measurements *(see instructions for measuring)*

HEIGHT: _____ Inches **Weight:** _____ lbs.

Body from base of shoulder to base of tail: _____ inches **Around Chest:** _____ inches

SIRE: _____ Registration No: _____

DAM: _____ Registration No: _____

The following health screening and genetic tests are not required for registration, but are strongly encouraged prior to breeding. Please check if your terrier has been tested for any of the following:

BAER yes _____ no _____ SCA yes _____ no _____
 CERF yes _____ no _____ DM yes _____ no _____
 PLL yes _____ no _____

Please carefully review the information on the back of this application regarding genetic testing; it will give you complete descriptions of the above and information on how to test your terriers.

Is your dog registered with any other dog club or all-breed registry? If so, give name of organization or registry, date of registration and owner at time of registration:

Name & address of where you bought your dog:

APPLICATION MUST BE SIGNED:

I certify that the information provided in this application is correct to the best of my knowledge and understand that all supporting documentation is subject to verification by the JRTCA:

Signature _____ Date _____

ALL INFORMATION MUST BE COMPLETED FOR APPLICATION TO BE PROCESSED; ALL SUPPORTING DOCUMENTATION IS SUBJECT TO VERIFICATION BY THE JRTCA. REGISTRATION APPLICATION AND RELATED MATERIAL ARE THE PROPERTY OF THE JRTCA AND WILL NOT BE RETURNED. APPLICATION FEES ARE NON-REFUNDABLE.

The Jack Russell Terrier Club of America encourages the use of health screenings and genetic testing prior to breeding to help preserve the health of the working Jack Russell Terrier. The following information is for all JRT owners.

Health Screenings:

- **BAER** is the name of the test used to be sure your terrier can hear in both ears. This is done with a special machine by a vet that has been trained to conduct the test. It is often done on puppies before they go to their new homes, but can be done on older dogs at any time and is a one time test. Deafness is a problem in our breed and we are working toward a genetic marker for it.
- A **CERF** or **CAER** test is an annual eye exam conducted by an ophthalmologist to check for any number of possible eye diseases or problems. It is very important to have any changes in CERF/CAER exams reported to the Jack Russell Terrier Research Foundation as we are currently involved in research for cataracts and have potential to become involved in research for other eye diseases. If you need help locating a vet near you to do either BAER or CERF/CAER testing, please check the list in Members Only or the Research Foundation website.

Genetic testing:

PLL - (Primary Lens Luxation) The lens of the eye is held in place by zonules ligaments, much like the springs of a trampoline. When these breakdown the lens separates from the eye, causing much pain and leads to blindness.

SCA - (Spino-cerebellar Ataxia) A neurological disease affecting the spinal cord and brainstem. Onset can be as early as 3 months of age, and begins with an uncoordinated gait. Accompanied with Myokymia, a muscle disorder, the life expectancy is 18-24 months.

DM - (Degenerative Myelopathy) A disease causing spinal cord deterioration and progressive loss of function. Onset can be as early as 7 years old. Clinical signs are dragging the hind toes and hind limb weakness, rapid progression will cause muscle wasting and complete loss of rear function. Much like Lou Gehrig's disease in humans.

How to test:

Is your terrier's blood in the JRT - DNA bank housed at the University of Missouri? If so, you can order tests by downloading and submitting the completed forms with payment attached, to the University of Missouri. Forms are found here:

<http://www.jrt-research.com/testing/forms-library/>

If your terrier's blood is not in the JRT - DNA bank, you can test by using a cheek swab test available through the Orthopedic Foundation for Animals and UMO labs. You can order these tests by going to www.offa.org and clicking on the red tag that says "Order DNA Tests."

or

You can request test results by submitting your terrier's blood to the JRT - DNA bank which benefits future research. Kits are available free of charge through the Jack Russell Terrier Foundation. All of the needed forms, the purple topped tube for the blood, and instructions are included. To obtain a blood draw kit, contact Debbie Johnson at Debbie@jrt-research.com.

Once your genetic tests and health screenings are done the next step is to submit those tests to the Jack Russell Terrier Health Registry. www.jrthealthregistry.com

Why is a Health Registry important to our Breed?

The JRTRF and the JRTCA recognize the importance of a health registry for the Jack Russell Terrier. It will maintain a health information system providing information to owners and breeders. It will collate and disseminate information for genetic diseases and health screenings, becoming a valuable resource for future generations; oftentimes when breeders disappear, so do health records.

This is a volunteer data base. Dogs are submitted by their owners with proof of test results. All test results are housed within the system. Normal By Descent dogs will be accepted with copies of parentage tests, you will be able to verify each dog's parents' results allowing for NBD verification.

For Breeders, the Health Registry will provide a reliable source of information regarding potential dogs they may use in their breeding programs.

For Buyers, the Health Registry provides information and results of a breeder's health testing program. For diseases that are limited to phenotypic evaluations, i.e. CERF and BAER, there are no guarantees but when breeding from Normal testing parents the probability of the disease drops considerably.

Whether your terriers hunt, breed, show or are beloved pets, the JRT Health Registry welcomes them to help paint a picture of the health of the breed and enable us to make informed decisions for the healthiest that our Jack Russell Terriers can be.

Submit those test results today! www.jrthealthregistry.com

For more information or if you have any questions, contact Debbie Johnson at Debbie@jrt-research.com

The Jack Terrier Club of America, Inc.

P.O. Box 4527 • Lutherville, MD 21094

410-561-3655 • JRTCA@therealjackrussell.com



JRTCA STUD SERVICE CERTIFICATE

Must be signed by owner of stud dog, certifying that below named bitch was bred to his or her stud dog.

This is to certify that the **bitch**, _____

JRTCA Reg. No.: _____

Owned by: _____

Street: _____

City: _____ State: _____ Zip: _____

Phone: _____

was bred to my **stud dog**, _____

JRTCA Reg. No.: _____

Date bred: _____

Method used: Live Cover Artificial Insemination (please complete attached form)

Date whelped: _____

No. of pups in litter: _____ males _____ females

Owner of stud dog: _____

Street: _____

City: _____ State: _____ Zip: _____

Phone: _____

A Stud Certificate Must Accompany Every Application for Registration

I certify that the information provided in this certificate is correct to the best of my knowledge.

Signature

Date

Note: It is recommended that an individual signed original be provided for each pup in the litter.

Artificial Insemination Verification

Please complete this form **ONLY** if you checked Artificial Insemination on Stud Service Certificate

Method of Artificial Insemination Used:

Live transfer via transvaginal with both stud dog and bitch present (If veterinarian was used, please have them fill out below info. If performed by stud owner, please fill out accordingly)

Chilled, shipped semen from stud owner to bitch owner

Frozen, shipped semen from stud owner to bitch owner

Frozen semen used by stud owner on their bitch

Via:

Transvaginal Transfer

Transcervical Transfer

Surgical Transfer

If stud dog is deceased, please list date of death: _____

Veterinarian performing artificial insemination procedure:

Name: _____

State and license number: _____

Veterinarian for (Name of stud dog or bitch owner) _____

Veterinarian Signature

Date of procedure

Veterinarian (if applicable) that performed collection and/or had custody of collected semen prior to shipping

Veterinarian Signature

Date of procedure

Please include a copy of verification paperwork that accompanied shipped semen from storage facility or transferring veterinarian

PHOTOGRAPHS — USE THIS PAGE TO ATTACH YOUR PHOTOS

Write the name and age at time of photo on the back of each photo, staple or paper clip to page.

FRONT VIEW — STANDING ON HARD SURFACE (FEET MUST SHOW!!):

RIGHT SIDE:

LEFT SIDE:


REMINDER: ONE OF THESE PHOTOS WILL BE SCANNED FOR PRINTING ON PEDIGREE.
TIPS ON TAKING PHOTOGRAPHS ARE FOUND ON THE REVERSE SIDE OF THIS SHEET.

NO POLAROIDS • MUST BE IN COLOR • STANDING ON HARD SURFACE!


Registration Photographs

Three (3) photographs, taken in color, of the terrier standing on a level hard surface with the feet visible. The photographs are to be taken from the front, left and right sides. The photographs should portray the terrier in a natural position. Outdoor shots are preferable with good contrast between the terrier and the background. On back of the photograph write the terrier's full name, date of photograph and terrier's age. Photographs must be signed by the veterinarian during the completion of the Veterinary Certificate for Registration.

General Points: Fill the frame, i.e. get the terrier as large as possible in the picture, we may be unable to assess the conformation of a tiny dog in a big picture. Take pictures at the terrier's level, rather than from above or downward angle. Photographs taken from above are deceiving as they portray a longer back and shorter leg. Do not photograph the terrier standing in the grass as the feet are not visible. All four feet must be on the same level surface.




Front View: Taken directly from the front of terrier, standing square. Ensure both head and feet are in picture. Ears should be in a natural, relaxed position.



Right Side: Taken square on to the right side (not from an angle). Head, front and back feet visible. Terrier should be standing square.

REMEMBER:

- Photographs must be signed by the Veterinarian.
- Do not cut photographs.



Left Side: Taken square on to the left side (not from an angle). Head, front and back feet visible. Terrier should be standing square.

The Jack Russell Terrier Club of America, Inc.

Post Office Box 4527

Lutherville, MD 21094-4527

(410) 561-3655 • FAX (410) 560-2563

To be completed by a licensed veterinarian within 30 days of application.



VETERINARIAN CERTIFICATE FOR REGISTRATION

THIS SECTION MAY BE COMPLETED BY OWNER & INITIALED BY VET;

THREE (3) REGISTRATION PHOTOGRAPHS OF TERRIER MUST BE SIGNED BY VETERINARIAN

Owner: _____

Name of Terrier: _____

Date of Birth: _____ Coat: _____ Color: _____

Description of markings: _____

Name of Veterinarian: _____

Address: _____

Phone No.: _____ License No.: _____ Vet's Initials: _____

THE REMAINDER OF THIS FORM MUST BE HANDWRITTEN BY THE ATTENDING VETERINARIAN.

Instructions to Veterinarian: Please complete this form in full, and sign the backs of three (3) photographs (front, left and right sides of terrier). By signing the photographs you are confirming that the dog in the photographs is the Jack Russell Terrier that you have examined for this health certificate.

1. Ophthalmic

Eyes: Normal Abnormal (If abnormal, describe): _____

Vision: Normal Abnormal (If abnormal, describe): _____

Iris Color: Brown Blue Yellow Other _____

2. Nose Color

Black Brown/Liver Other _____

3. Hearing

Normal Abnormal (If abnormal, describe): _____

4. Dental

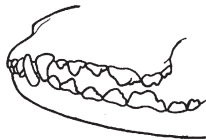
Scissor bite

Level bite

Overshot

Undershot

Other: Please describe: _____



Scissor Bite

Upper incisor teeth fit closely over lower ones, with lower canines in front of the upper.



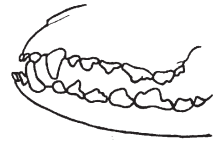
Level

Teeth meet edge-to-edge.



Overshot

Top jaw protruding over lower jaw leaving a gap. Position of canines is also reversed.



Undershot

Lower incisors protrude beyond upper incisors leaving a gap between upper & lower canines.

Name of Terrier: _____ Vet Initial: _____

5. Cardiovascular Auscultation Abnormalities Absent Present

Initial is to verify this section is for the same dog as the first page of this form. If the terriers name is altered on either page, the form will not be accepted.

6. Genitourinary

- A. Is this animal spayed or neutered? Yes No
B. Males: Testicles (two normally descended): Present Absent
C. Female: Any genitalia abnormalities Present Absent

If present, describe: _____

7. Hernias

- A. Umbilical non-reducible (closed) Present Absent
B. Umbilical reducible (open) Present Absent
C. Inguinal Present Absent
D. Evidence of hernia surgically repaired? Present Absent

If present, describe: _____

8. Orthopedic

- A. Digits Normal (4 digits touching the ground)
 Abnormal (If abnormal, describe): _____
B. Clinical Evidence of:
(1) Luxating Patella Absent Present
(2) Legg-Perthes Absent Present
C. If believed necessary by examining veterinarian, lameness evaluation of dog in motion:
(1) Not examined in motion
(2) Results of lameness evaluation: _____

9. History or Evidence of Medical or Cosmetic Surgery: Present Absent

If present, describe: _____

10. Miscellaneous:

- A. Any indication of infection or disease? No Yes

If present, describe: _____

- B. Any history or evidence of generalized Demodectic Mange? No Yes

- C. Are you the usual Veterinarian? Yes No If yes, for how long? _____

11. Weight of dog: _____

12. Additional Comments: Any other physical or medical facts that should be brought to attention at this time?

If so, please explain. _____

I certify that I am a graduate Veterinarian holding a current license to practice in the state of: _____ and that I have this date examined the above described dog, and believe that the above information provided in this application is correct to the best of my knowledge

Veterinarian's Signature

Date of Exam

All information must be completed, and three photographs signed. Information provided may be verified by the JRTCA.